

www.falconmedical.pl

*D<sub>10</sub>*

Extraction / Ekstrakcja



**Falcon**<sup>®</sup>  
Medical Polska  
Your Instruments since 1975



**Instrument Sets for Extraction and Oral Surgery**  
**Zestawy instrumentów do ekstrakcji i chirurgii**



**DE.999.001**  
Set of 9 pieces / Zestaw 9 szt.

**Contents / Zawiera:**

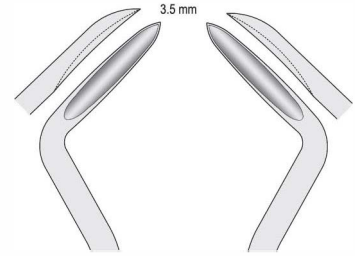


Fig. 2  
**DE.086.020**  
Flohr

Fig. 3  
**DE.086.030**  
Flohr



Fig. 6  
**DE.025.060**  
Bein

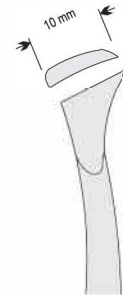


Fig. 12L  
**DE.270.125**  
Winter

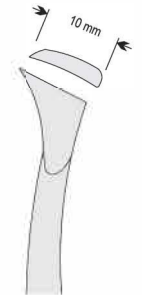


Fig. 12R  
**DE.270.127**  
Winter



Fig. 33A  
**DE.750.331**

Standard / Standardowe

Lower roots narrow tips  
do korzeni dolnych wąskie




Fig. 51A  
**DE.750.511**

Upper roots narrow tips  
do korzeni górnych wąskie

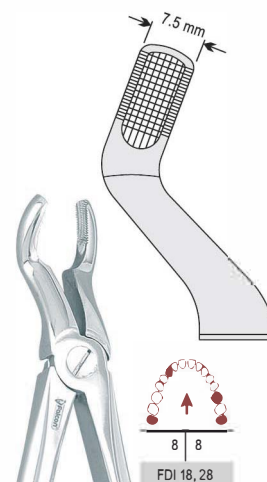


Fig. 67A  
**DE.750.671**

Upper third molars  
do zębów mądrości górnych

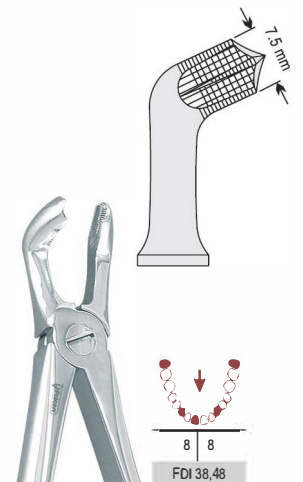


Fig. 79  
**DE.750.790**

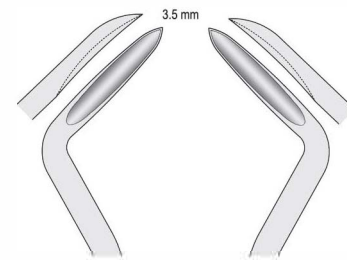
Lower third molars  
do zębów mądrości dolnych

**Instrument Sets for Extraction and Oral Surgery**  
**Zestawy instrumentów do ekstrakcji i chirurgii**

**Contents / Zawiera:**




**DE.999.002**  
Set of 9 pieces / Zestaw 9 szt.



**Fig. 2**  
**DE.086.020**  
Floh

**Fig. 3**  
**DE.086.030**  
Floh



**Fig. 6**  
**DE.025.060**  
Bein

**Falcon**  
**GRIP**  
With tungsten carbide inserts  
Con punte al carburo di tungsteno  
Z wkładką z węglika spiekanege



**0.5**  
**BN.298.160**  
160 mm / 6 1/4"



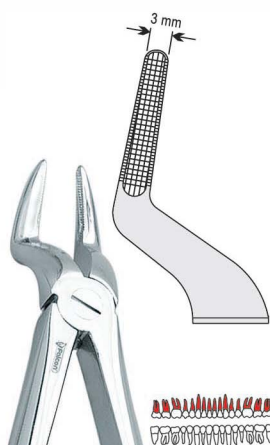
**0.4**  
**BN.414.140**  
140 mm / 5 1/2"



**Fig. 33A**  
**DE.750.331**

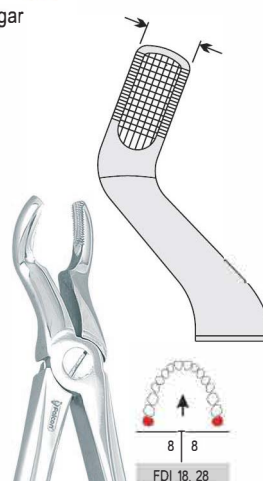
Standard / Standardowe

Lower roots narrow tips  
do korzeni dolnych wąskie



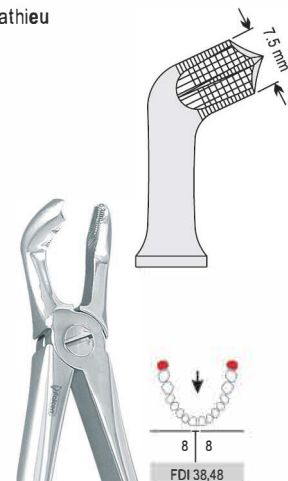
**Fig. 51A**  
**DE.750.511**

Upper roots narrow tips  
do korzeni górnych wąskie



**Fig. 67A**  
**DE.750.671**

Upper third molars  
do zębów mądrości górnych




**Fig. 79**  
**DE.750.790**

Lower third molars  
do zębów mądrości dolnych



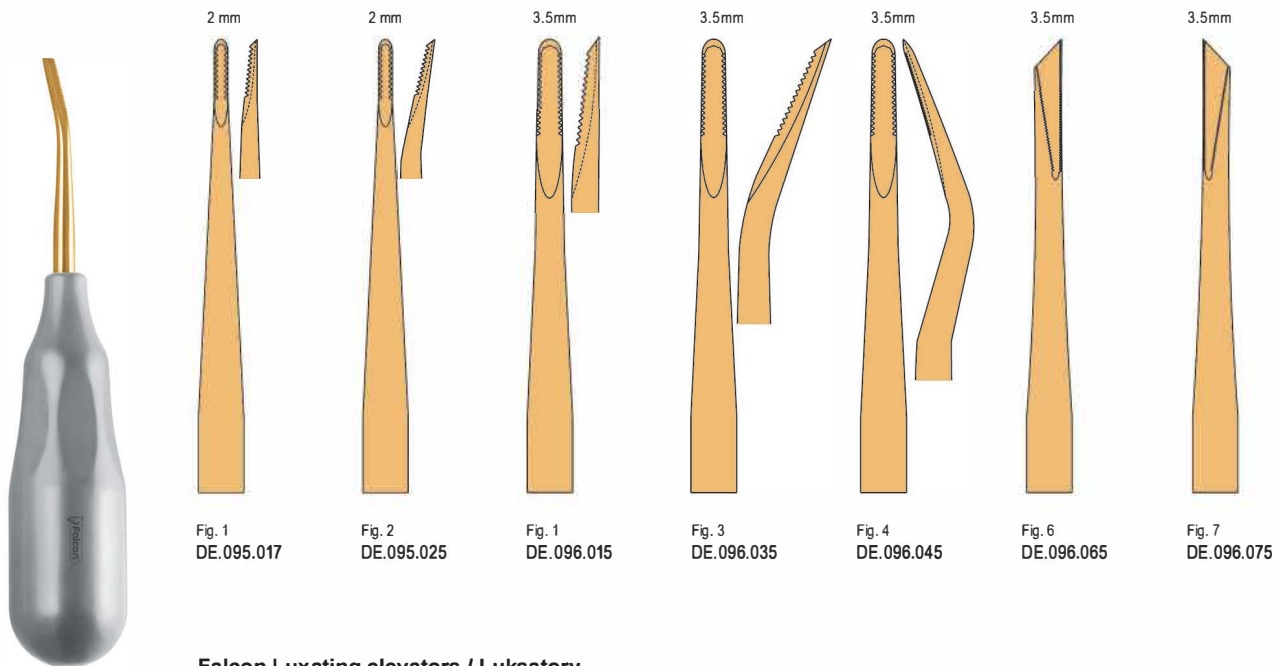
## Ergo-form Elevators

- **Tips are made of special grade stainless steel and are TIN coated:**  
Benefits:  
Edge stays sharp longer  
Longer life than ordinary stainless steel elevators  
Improved smoothness for easy sliding in and out  
Non toxic TIN coating
- **Available in new and existing best selling models**
- **Końcówki pokryte azotkiem tytanu oraz wykonane z wysokiej jakości stali nierdzewnej:**  
Cechy:  
Krawędzie pozostają dłużej ostre  
Dłuższa wytrzymałość od dźwigni ze stali nierdzewnej  
Udoskonalona gładkość dla łatwiejszego stosowania  
Pokryte nietoksycznym azotkiem tytanu
- **Dostępne w nowych i najpopularniejszych modelach**

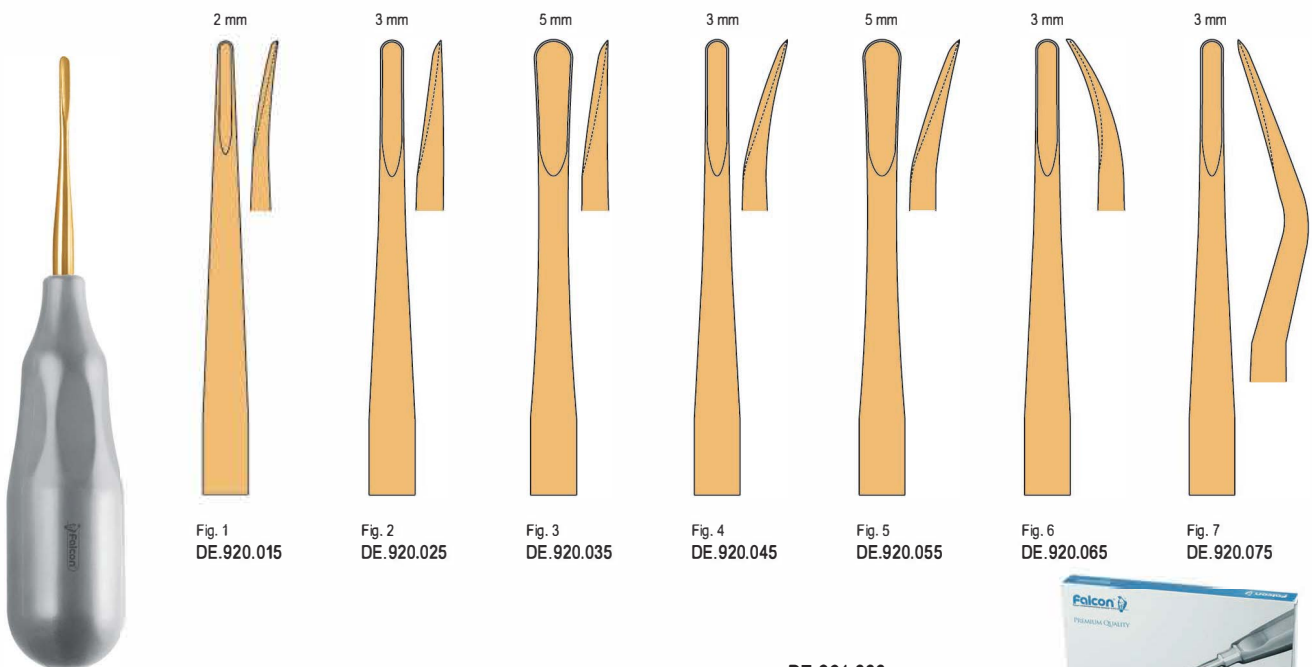


Autoclavable  
Możliwość sterylizacji w autoklawie

### Falcon Serrated / Ząbkowane



### Falcon Luxating elevators / Luksatory



DE.921.000  
Luxation set of 7 pieces  
Zestaw luksatorów zawiera 7 szt.



**European models / Modele Europejskie**

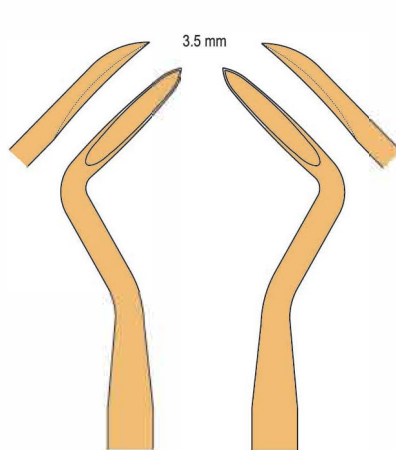


Fig. 2  
DE.086.025  
Flohr

Fig. 3  
DE.086.035  
Flohr

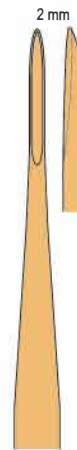


Fig. 1  
DE.025.015  
Bein

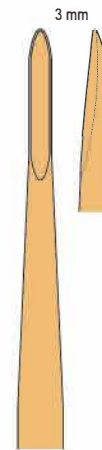


Fig. 6  
DE.025.065  
Bein

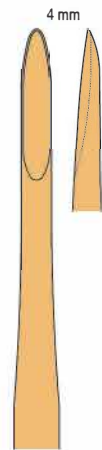


Fig. 7  
DE.025.075  
Bein

**British models / Modele Angielskie**

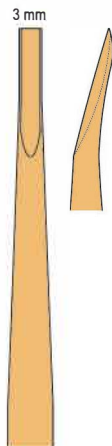


Fig. 1  
DE.050.015  
Coupland

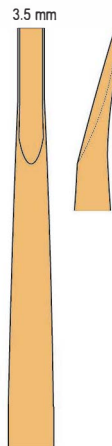


Fig. 2  
DE.050.025  
Coupland

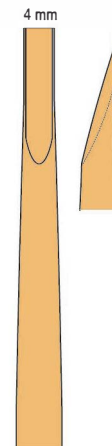


Fig. 3  
DE.050.035  
Coupland

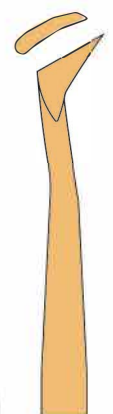


Fig. 30  
DE.060.305  
Cryer

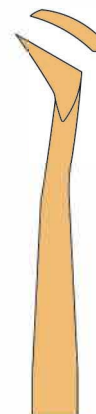
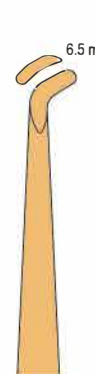
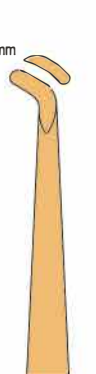


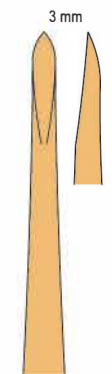
Fig. 31  
DE.060.315  
Cryer



DE.190.055  
Warwick-James



DE.190.075  
Warwick-James



DE.190.085  
Warwick-James

**Root tip elevators / Dźwignie do korzeni**

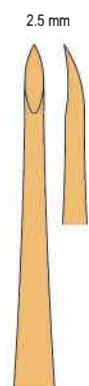


Fig. 1  
DE.290.015  
Heidebrink

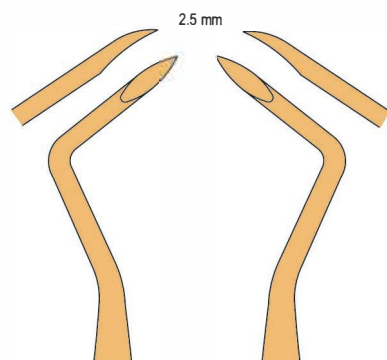


Fig. 2  
DE.290.025  
Heidebrink

Fig. 3  
DE.290.035  
Heidebrink



Fig. 11  
DE.285.115  
Bernhard

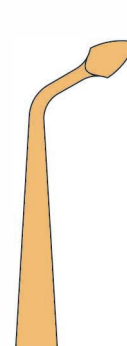


Fig. 6  
DE.285.065  
Bernhard



Fig. 7  
DE.285.075  
Bernhard

**Elevators Bein / Dźwignie Bein**



2.0mm  Fig. 1 DE.025.010	3.0mm  Fig. 2 DE.025.020	4.0mm  Fig. 3 DE.025.030	3.0mm  Fig. 4 DE.025.040	4.0mm  Fig. 5 DE.025.050	3.0mm  Fig. 6 DE.025.060	4.0mm  Fig. 7 DE.025.070	2.0mm  Fig. 8 DE.025.080
3.0mm  Fig. 9 DE.025.090	4.0mm  Fig. 10 DE.025.100	2.0mm  Fig. 1 DE.026.010	3.0mm  Fig. 2 DE.026.020	4.0mm  Fig. 3 DE.026.030	2.0mm  Fig. 1 DE.027.010	3.0mm  Fig. 2 DE.027.020	4.0mm  Fig. 3 DE.027.030

**Elevators bayonet Bein / Dźwignie Bein bagnetowe**



2.0mm  Fig. 1 DE.028.010	3.0mm  Fig. 2 DE.028.020	4.0mm  Fig. 3 DE.028.030	2.0mm  Fig. 1 DE.029.010	3.0mm  Fig. 2 DE.029.020	4.0mm  Fig. 3 DE.029.030
-----------------------------------	-----------------------------------	-----------------------------------	-----------------------------------	-----------------------------------	-----------------------------------

**Elevators / Dźwignie**



3.5mm  Fig. 1 DE.086.010 Flohr	3.5mm  Fig. 2 DE.086.020 Flohr	3.5mm  Fig. 3 DE.086.030 Flohr	3.0mm  Fig. 1 DE.089.010 Friedman	3.0mm  Fig. 2 DE.089.020 Friedman	3.0mm  Fig. 3 DE.089.030 Friedman
--	--	--	---	---	---

**Elevators  
Dźwignie**

Bein



Fig. 1  
DE.030.010



Fig. 2  
DE.030.020



Fig. 3  
DE.030.030



Fig. 4  
DE.030.040



Fig. 5  
DE.030.050



Fig. 6  
DE.030.060



Apical




Fig. 301  
DE.015.301

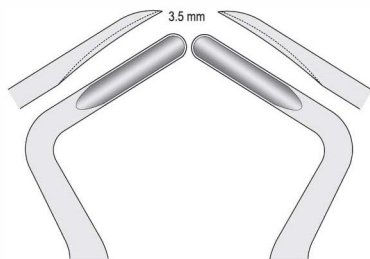


Fig. 302  
DE.015.302

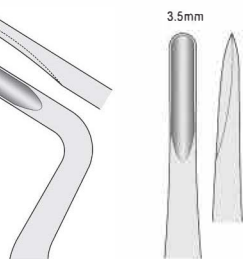


Fig. 303  
DE.015.303



Fig. 304  
DE.015.304

Seldin



Fig. 34  
DE.155.340

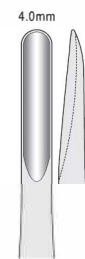


Fig. 34S  
DE.155.347

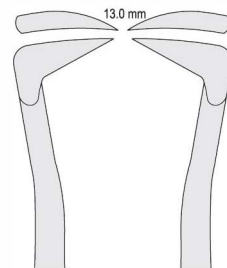


Fig. 1L  
DE.155.015

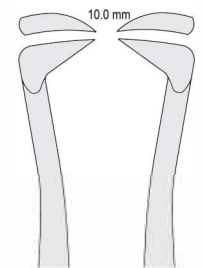


Fig. 1R  
DE.155.017

Fig. 4L  
DE.155.045

Fig. 4R  
DE.155.047

Coupland




Fig. 1  
DE.050.011



Fig. 2  
DE.050.021



Fig. 3  
DE.050.031

Cryer

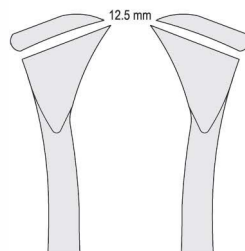


Fig. 25  
DE.070.250

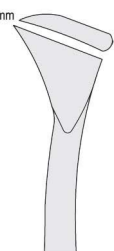


Fig. 26  
DE.070.260

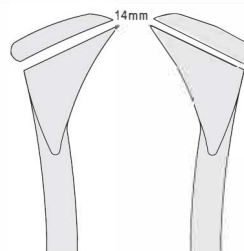


Fig. 31  
DE.070.310

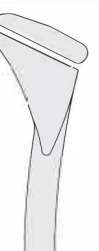


Fig. 32  
DE.070.320

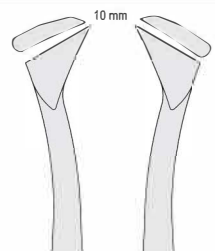


Fig. 44  
DE.070.440

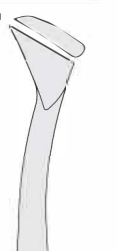


Fig. 45  
DE.070.450

**Elevators Hylin  
Dźwignie Hylin**



Fig. 1  
DE.100.010



Fig. 2  
DE.100.020

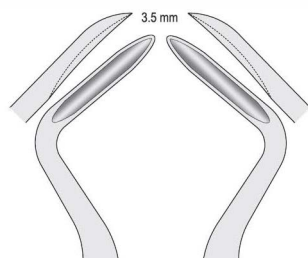


Fig. 3  
DE.100.030



Fig. 4  
DE.100.040



**Elevators Schmeckebier  
Dźwignie Schmeckebier**



Fig. 4  
DE.153.040

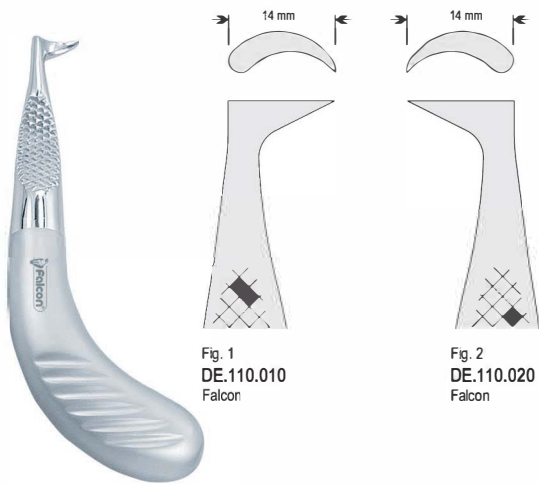


Fig. 5  
DE.153.050





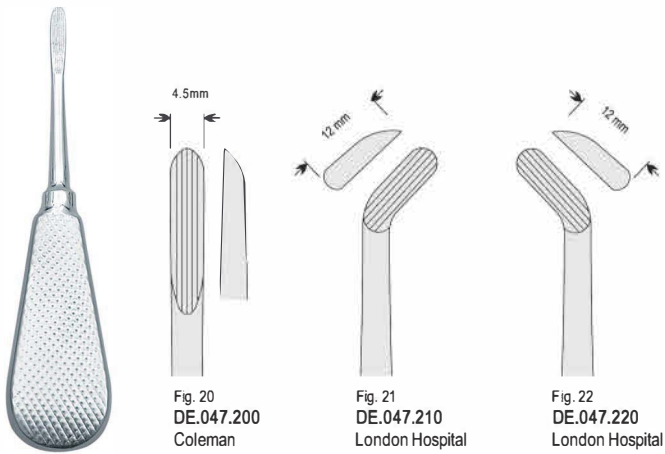
**Elevators / Dźwignie**



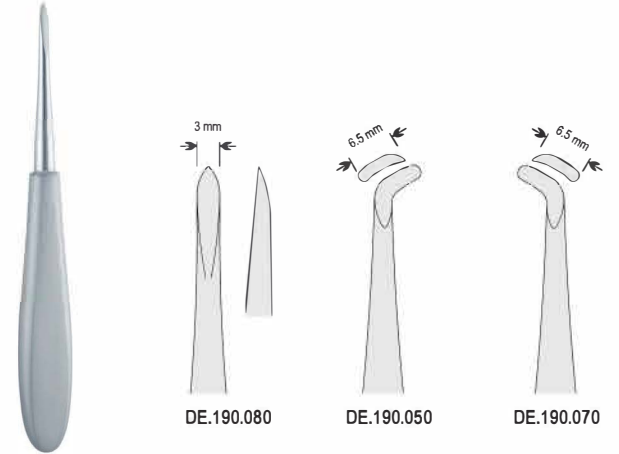
**Elevators / Dźwignie**



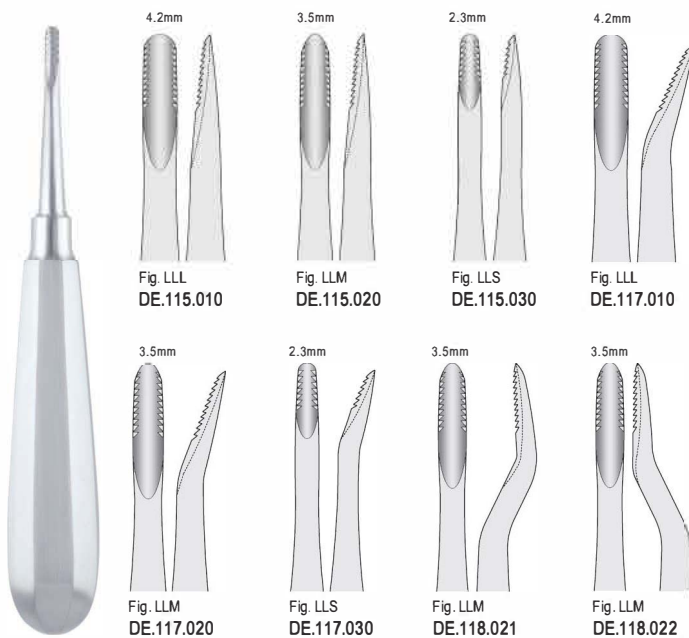
**Elevators / Dźwignie**



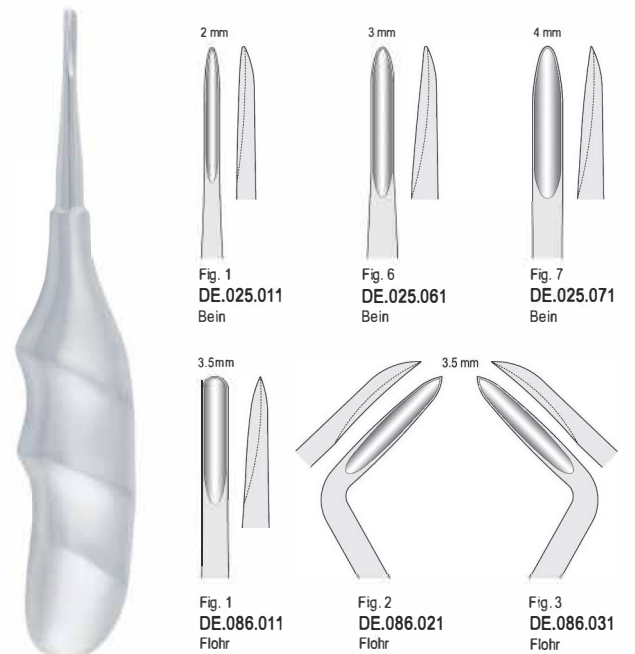
**Elevators Warwick-James  
Dźwignie Warwick-James**



**Elevators Lindo-Levian serrated  
Dźwignie Lindo-Levian ząbkowane**



**Elevators with anatomical handle  
Dźwignie-uchwyt anatomiczny**





**Elevator Lecluse / Dźwignia Lecluse**

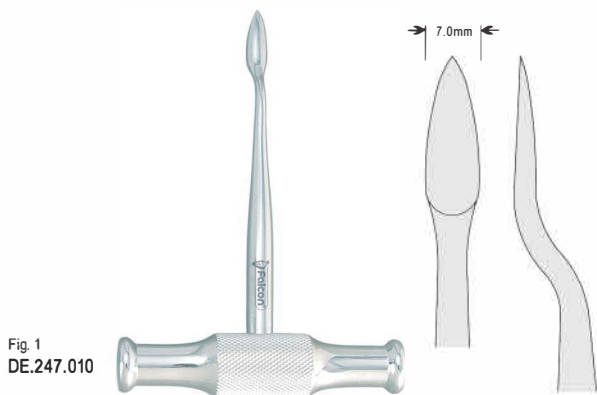


Fig. 1  
DE.247.010

**Elevators Potts / Dźwignie Potts**



Fig. 6  
DE.255.060

Fig. 7  
DE.255.070

**Elevators Winter / Dźwignie Winter**

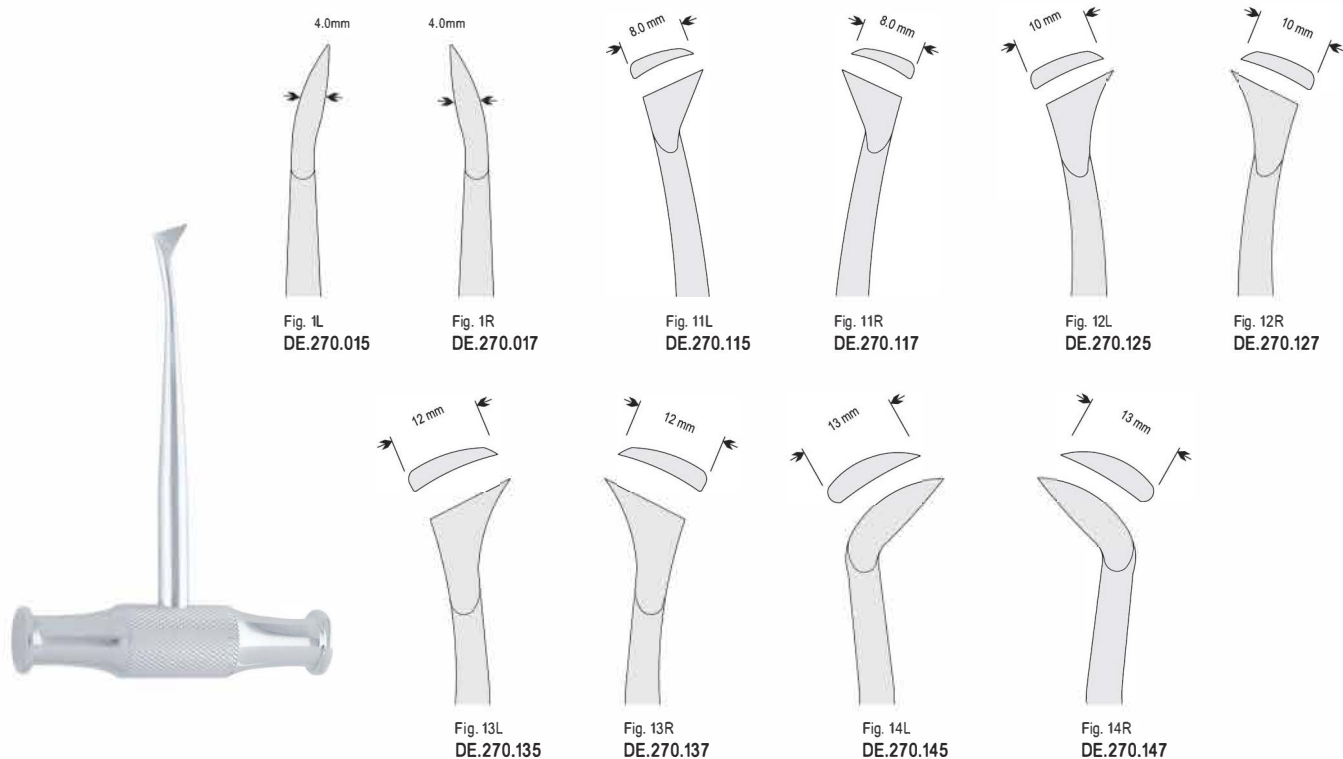


Fig. 1L  
DE.270.015

Fig. 1R  
DE.270.017

Fig. 11L  
DE.270.115

Fig. 11R  
DE.270.117

Fig. 12L  
DE.270.125

Fig. 12R  
DE.270.127

Fig. 13L  
DE.270.135

Fig. 13R  
DE.270.137

Fig. 14L  
DE.270.145

Fig. 14R  
DE.270.147

**Elevators Walter F. Barry / Dźwignie Walter F. Barry**

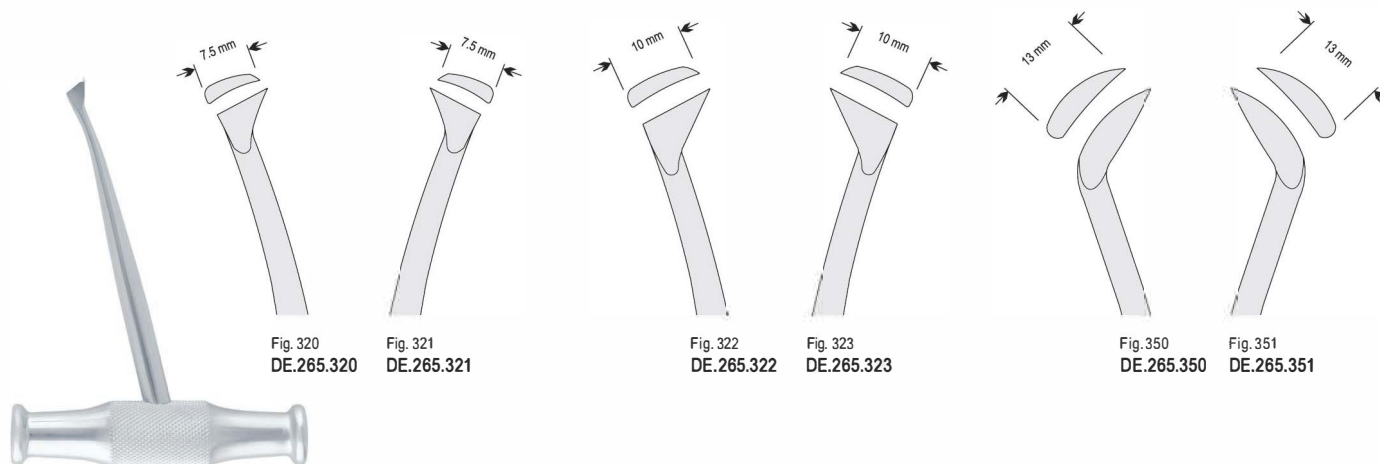


Fig. 320  
DE.265.320

Fig. 321  
DE.265.321

Fig. 322  
DE.265.322

Fig. 323  
DE.265.323

Fig. 350  
DE.265.350

Fig. 351  
DE.265.351

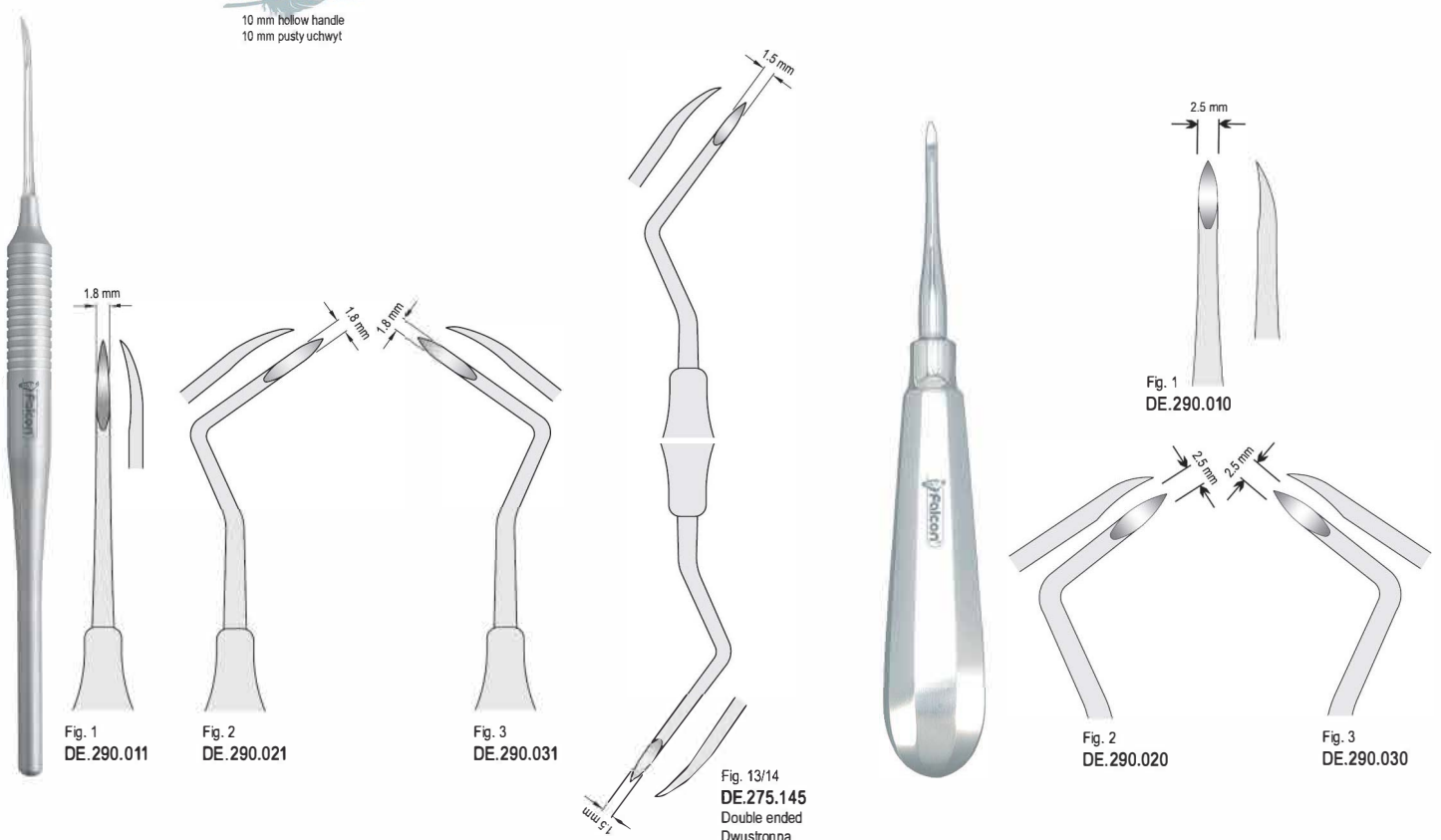
**Elevators Luxation / Dźwignie Luksator**



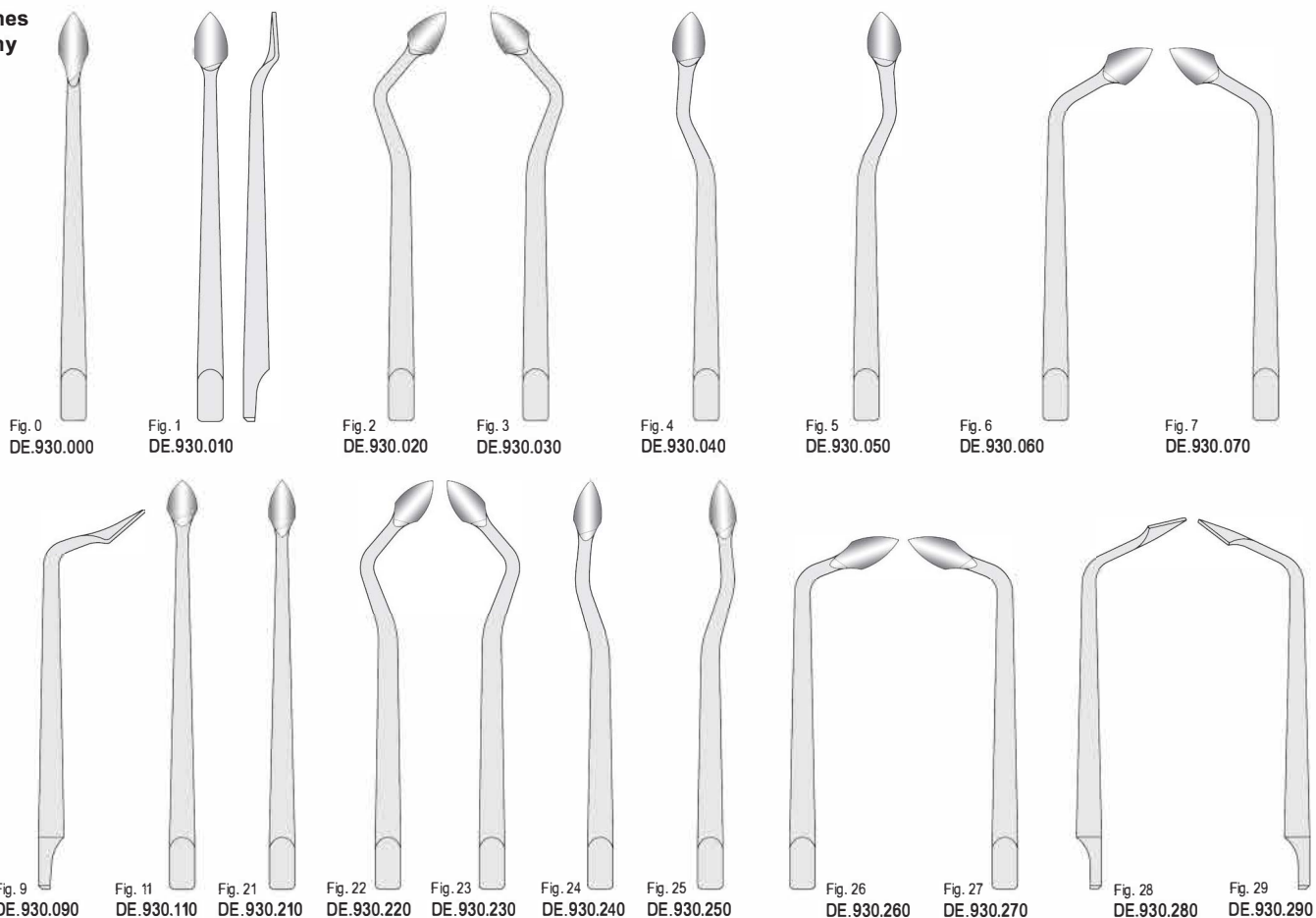
DE.920.000  
Set of 7 pieces  
Zestaw zawiera 7 szt.

**Elevators root tip Heidebrink / Dźwignie do korzeni Heidebrink**

**CLASSIC-LITE**  
10 mm hollow handle  
10 mm pusty uchwyt



**Syndesmotomes**  
**Syndesmotomy**



**DE.929.010**  
Syndesmotomes handle  
Uchwyt do syndesmotomu  
110 mm



**DE.931.010**  
Set of 11 tips and 1 handle in box  
Zestaw 11 Końcówek + 1 Uchwyt  
(Fig. 0,1,2,3,4,5,6,7,8,9,11)

**DE.931.020**  
Set of 20 tips and 1 handle in box  
Zestaw 20 Końcówek + 1 Uchwyt  
(Fig. 0,1,2,3,4,5,6,7,8,9,11,21,22,23,24,25,26,27,28,29)

**Syndesmotomes Chompret**  
**Syndesmotomy Chompret**





**Elevators / Dźwignia**




**Falcon Mini**



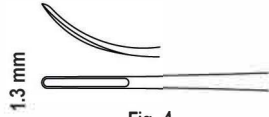
**Fig. 1**  
**DE.080.010**



**Fig. 2**  
**DE.080.020**



**Fig. 3**  
**DE.080.030**



**Fig. 4**  
**DE.080.040**



**Fig. 5**  
**DE.080.050**

**Luxating hybrids / Luksatory perio mikro-ząbkowane**



**DE.917.010**  
Straight  
Prosty  
2.5 mm



**DE.917.020**  
Curved  
Zagięty  
2.5 mm



**DE.917.030**  
Bayonet distal  
Bagnetowy dystalny  
2.5 mm



**DE.917.040**  
Bayonet mesial  
Bagnetowy mezjalny  
2.5 mm



**DE.917.050**  
Bayonet distal  
Bagnetowy dystalny  
4 mm



**DE.917.060**  
Bayonet mesial  
Bagnetowy mezjalny  
4.0 mm



**DE.917.070**  
Straight Bernhard  
Bernhard prosty  
3.5 mm

**Disguise Extraction forceps children pattern**  
**Disguise Kleszcze ekstrakcyjne dla dzieci**



**Fig. 3**  
**DE.660.030**  
Upper Molars  
do zębów  
trzonowych  
górných



**Fig. 5**  
**DE.660.050**  
Lower Incisors  
do zębów  
przednich  
dolnych



**Fig. 6**  
**DE.660.060**  
Lower Molars  
do zębów trzonowych  
dolnych



**Fig. 7**  
**DE.660.070**  
Lower Roots  
do korzeni  
dolnych



**Fig. 137**  
**DE.661.370**  
Upper Incisors  
do zębów przednich  
górných



**Fig. 51S**  
**DE.660.517**  
Upper Roots  
do korzeni  
górných

**Disguise Extraction forceps set**  
**Disguise Zestaw kleszczy ekstrakcyjnych**



**Fig. 139**  
**DE.661.390**  
Upper Premolars  
do zębów przedtrzonowych  
górných



**DE.660.000**  
Contents 7 pieces  
Zawiera 7 sztuk  
**DE.660.030** Fig. 3  
**DE.660.050** Fig. 5  
**DE.660.060** Fig. 6  
**DE.660.070** Fig. 7  
**DE.660.517** Fig. 51S  
**DE.661.370** Fig. 137  
**DE.661.390** Fig. 139

**Extraction forceps children pattern / Kleszcze ekstrakcyjne dla dzieci**



Fig. 13S  
DE.500.137  
Lower Premolars  
do zębów przedtrzonowych  
dolnych



Fig. 22S  
DE.500.227  
Lower Molars  
do zębów trzonowych  
dolnych



Fig. 30S  
DE.500.307  
Upper Roots  
do korzeni  
górných



Fig. 33S  
DE.500.337  
Lower Roots  
do korzeni  
dolnych



Fig. 37  
DE.500.370  
Upper Incisors  
do zębów przednich  
górných



Fig. 38  
DE.500.380  
Lower Incisors  
and Canines  
do zębów  
przednich dolnych



Fig. 39  
DE.500.390  
Upper Molars  
do zębów  
trzonowych  
górných



Fig. 39L  
DE.500.395  
Upper Molars  
Left  
do zębów  
trzonowych  
górných lewych

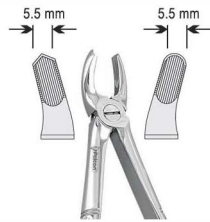


Fig. 39R  
DE.500.397  
Upper Molars  
Right  
do zębów  
trzonowych  
górných prawych



Fig. 51S  
DE.500.517  
Upper Roots  
do korzeni  
górných

**Extraction forceps set**  
**Zestaw kleszczy ekstrakcyjnych**



**Contents 10 pieces**  
**Zawiera 10 sztuk**

- DE.500.137 Fig. 13S
- DE.500.227 Fig. 22S
- DE.500.307 Fig. 30S
- DE.500.337 Fig. 33S
- DE.500.370 Fig. 37
- DE.500.380 Fig. 38
- DE.500.390 Fig. 39
- DE.500.395 Fig. 39L
- DE.500.397 Fig. 39R
- DE.500.517 Fig. 51S

DE.500.001

**Extraction forceps children pattern / Kleszcze ekstrakcyjne dla dzieci**

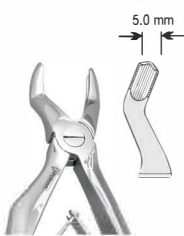


Fig. 3  
DE.650.030  
Upper Molars  
do zębów  
trzonowych  
górných



Fig. 5  
DE.650.050  
Lower Incisors  
do zębów  
przednich dolnych



Fig. 6  
DE.650.060  
Lower Molars  
do zębów trzonowych  
dolnych



Fig. 7  
DE.650.070  
Lower Roots  
do korzeni  
dolnych

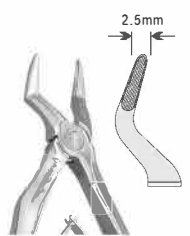


Fig. 51S  
DE.650.517  
Upper Roots  
do korzeni  
górných



Fig. 137  
DE.651.370  
Upper Incisors  
do zębów przednich  
górných



Fig. 139  
DE.651.390  
Upper Premolars  
do zębów przedtrzonowych  
górných

**Extraction forceps set**  
**Zestaw kleszczy ekstrakcyjnych**



**Contents 7 pieces**  
**Zawiera 7 sztuk**

- DE.650.030 Fig. 3
- DE.650.050 Fig. 5
- DE.650.060 Fig. 6
- DE.650.070 Fig. 7
- DE.650.517 Fig. 51S
- DE.651.370 Fig. 137
- DE.651.390 Fig. 139

DE.650.000

**Atraumatic extraction forceps**  
**Kleszcze ekstrakcyjne atraumatyczny**

**Deep and secure grip:**

Fine and sharp beaks cut through periodontium to achieve contact with root structure.

**Reduce fracture of crown and roots:**

Anatomically shaped to perfectly match the teeth and allow to reach deep and large contact areas to provide secure grip, thus avoiding fracture to the brittle crown.

**Reduce trauma to soft tissues:**

The fine beaks fits in areas where standard design can not be applied, and reduces trauma to the soft tissue as they are reflected rather than crushed.

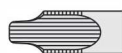


Fig. 34  
DE.910.340  
Upper incisors and canines, narrow beaks

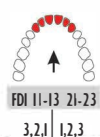


Fig 34A  
DE.910.341  
Upper incisors and canines, wide beaks

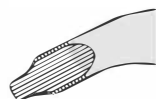


Fig. 35  
DE.910.350  
Upper bicuspid, narrow beaks


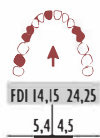


Fig. 35A  
DE.910.351  
Upper bicuspid, wide beaks

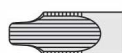
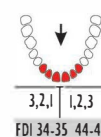


Fig. 36  
DE.910.360  
Lower incisors and canines, narrow beaks



Fig. 36A  
DE.910.361  
Lower incisors and canines, wide beaks





**Atraumatic extraction forceps**  
**Kleszce ekstrakcyjne atraumatyczny**



Fig. 34M  
DE.910.343  
Upper incisors and canines, wide beaks

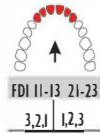
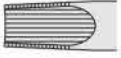


Fig. 34N  
DE.910.344  
Upper incisors and canines, narrow beaks

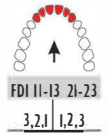



Fig. 35M  
DE.910.353  
Upper bicuspsids, wide beaks




Fig. 35N  
DE.910.354  
Upper bicuspsids, narrow beaks

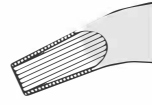


Fig. 36M  
DE.910.363  
Lower incisors, canines & bicuspsids, wide beaks




Fig. 36N  
DE.910.364  
Lower incisors, canines & bicuspsids, narrow beaks




Fig. 67N  
DE.910.674  
Upper molars

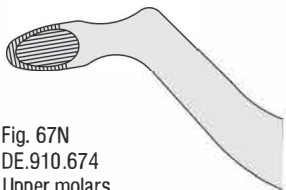
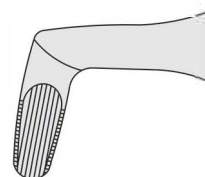


Fig. 79N  
DE.910.794  
Lower molars







**Extraction forceps European pattern**  
**Kleszce ekstrakcyjne mod. Europejski (Berteny)**



**750 Series**  
Standard / Standardowe



**800 Series**  
Finger-Form / Anatomiczne

**Extraction forceps sets**  
**Zestawy kleszczy ekstrakcyjnych**

Contents 10 pieces  
Zawiera 10 sztuk  
DE.750.010 Fig. 1  
DE.750.070 Fig. 7  
DE.750.130 Fig. 13  
DE.750.170 Fig. 17  
DE.750.180 Fig. 18  
DE.750.220 Fig. 22  
DE.750.331 Fig. 33A  
DE.750.511 Fig. 51A  
DE.750.671 Fig. 67A  
DE.750.790 Fig. 79



DE.750.000

Contents 10 pieces  
Zawiera 10 sztuk  
DE.800.010 Fig. 1  
DE.800.070 Fig. 7  
DE.800.130 Fig. 13  
DE.800.170 Fig. 17  
DE.800.180 Fig. 18  
DE.800.220 Fig. 22  
DE.800.331 Fig. 33A  
DE.800.511 Fig. 51A  
DE.800.671 Fig. 67A  
DE.800.790 Fig. 79



DE.800.000

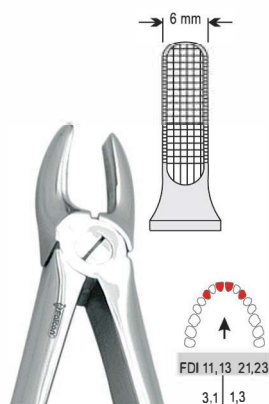


Fig. 1

Standard / Standardowe DE.750.010



Fig. 2

Finger-Form / Anatomiczne DE.800.010 DE.800.020



Fig. 4

Standard / Standardowe DE.750.040



Fig. 7

Finger-Form / Anatomiczne DE.800.040 DE.800.070

Upper Centrals and Canines/Cuspids  
do zębów przednich górnych szerokie

Upper Laterals and Canines/Cuspids  
do zębów przednich górnych wąskie

Lower Incisors and Canines/Cuspids  
do zębów przednich dolnych

Upper Premolars/Bicuspid  
do zębów przedzłonowych górnych



Fig. 8

Standard / Standardowe DE.750.080



Fig. 13

Finger-Form / Anatomiczne DE.800.080 DE.800.130

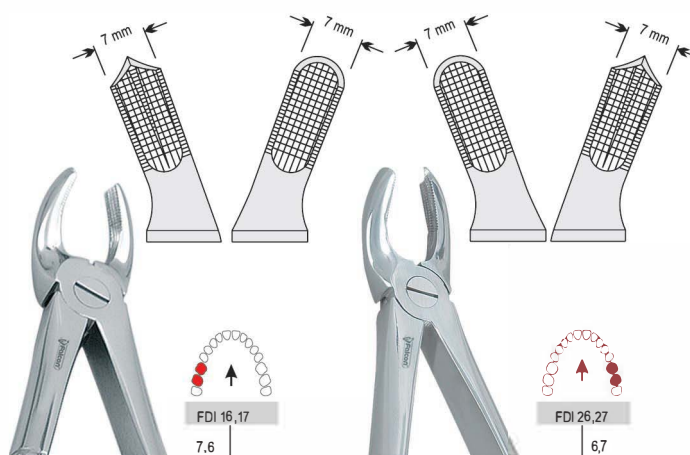


Fig. 17

Standard / Standardowe DE.750.170

Fig. 18

Finger-Form / Anatomiczne DE.800.170 DE.800.180

Lower Premolars/Bicuspid  
do zębów przedzłonowych dolnych

Lower Premolars/Bicuspid  
do zębów przedzłonowych dolnych

Upper Molars, Right  
do zębów łzłonowych górnych prawych

Upper Molars, Left  
do zębów łzłonowych górnych lewych



**Extraction forceps European pattern / Kleszce ekstrakcyjne mod. Europejski (Berteny)**

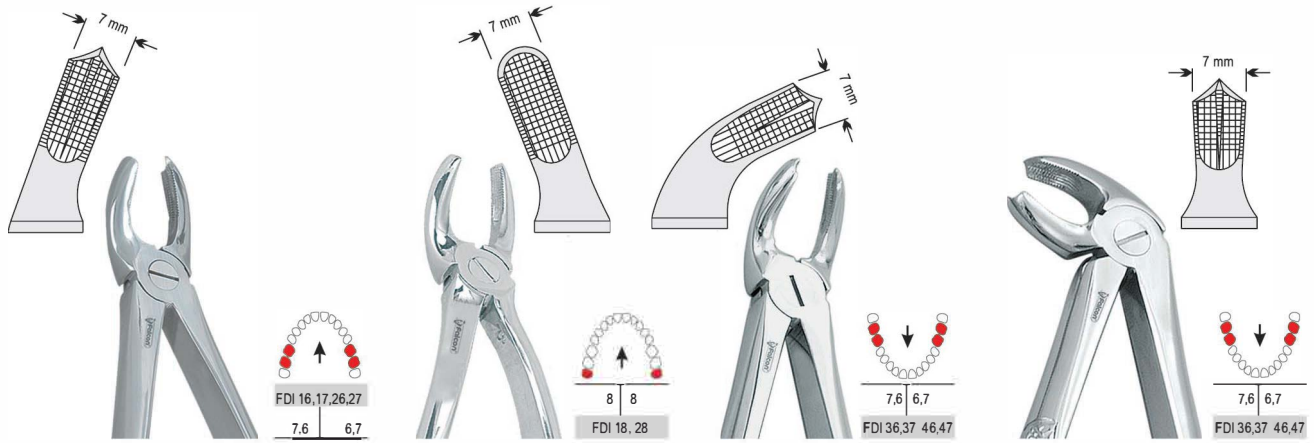


Fig. 18A

Fig. 19

Fig. 21

Fig. 22

Standard / Standardowe DE.750.181

DE.750.190

DE.750.210

DE.750.220

Finger-Form / Anatomiczne DE.800.181

DE.800.190

DE.800.210

DE.800.220

Upper Molars  
do zębów trzonowych górnych

Upper third Molars  
do zębów mądrości górnych

Lower Molars  
do zębów trzonowych dolnych

Lower Molars  
do zębów trzonowych dolnych

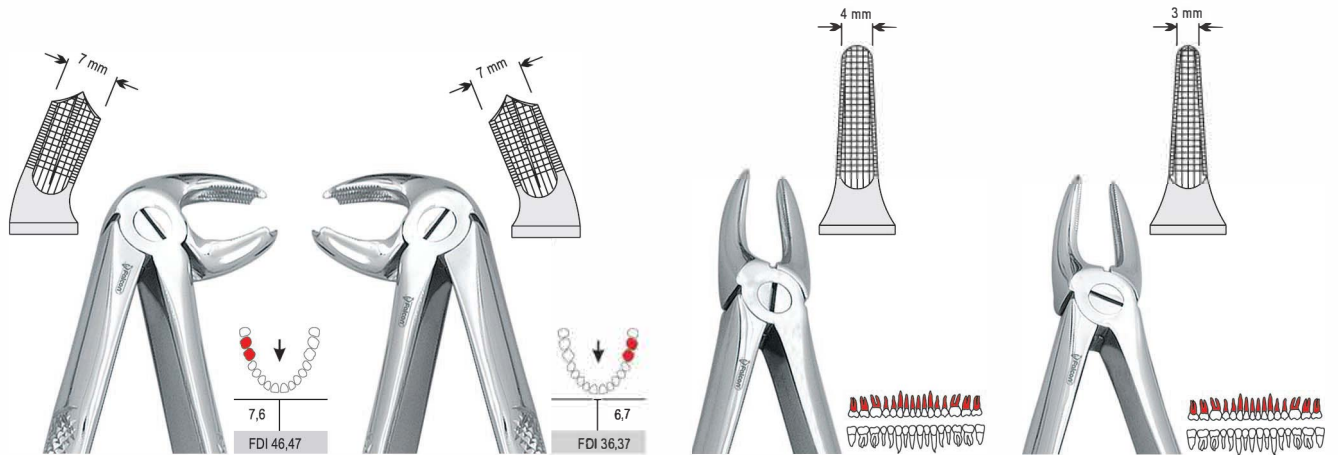


Fig. 23

Fig. 24

Fig. 29

Fig. 29N

Standard / Standardowe DE.750.230

DE.750.240

DE.750.290

DE.750.295

Finger-Form / Anatomiczne DE.800.230

DE.800.240

DE.800.290

DE.800.295

Lower Molars, Right  
do zębów trzonowych dolnych prawych

Lower Molars, Left  
do zębów trzonowych dolnych lewych

Upper roots  
do korzeni górnych

Upper roots narrow tips  
do korzeni górnych wąskie

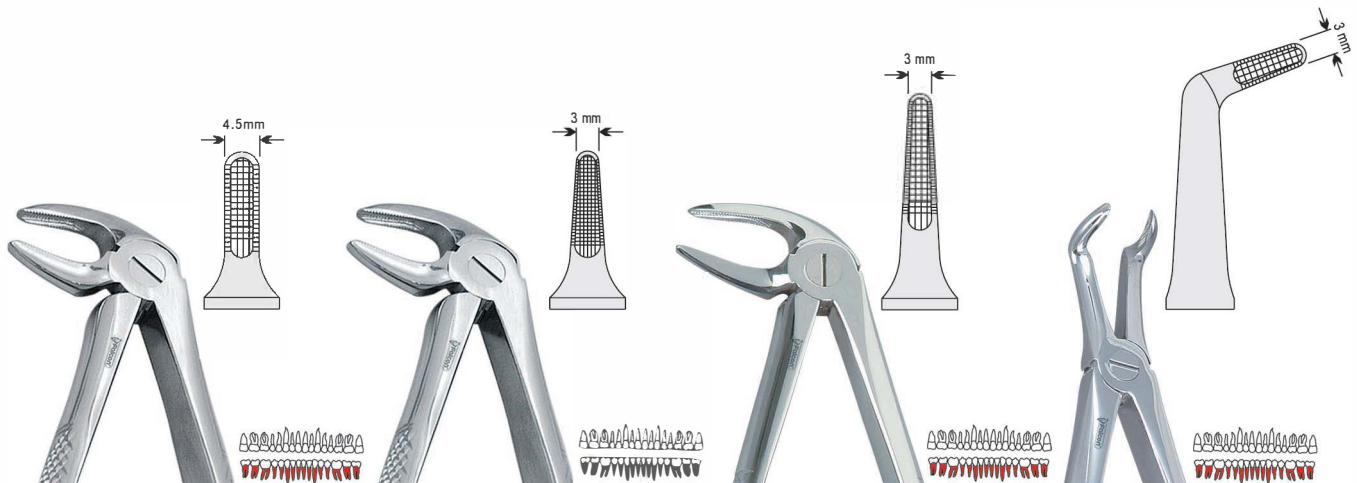


Fig. 33

Fig. 33A

Fig. 33M

Fig. 45

Standard / Standardowe DE.750.330

DE.750.331

DE.750.335

DE.750.450

Finger-Form / Anatomiczne DE.800.330

DE.800.331

DE.800.335

DE.800.450

Lower roots  
do korzeni dolnych

Lower roots narrow tips  
do korzeni dolnych wąskie

Lower roots long tips  
do korzeni dolnych długie

Lower roots  
do korzeni dolnych



**Extraction forceps European pattern / Kleszcze ekstrakcyjne mod. Europejski (Berteny)**

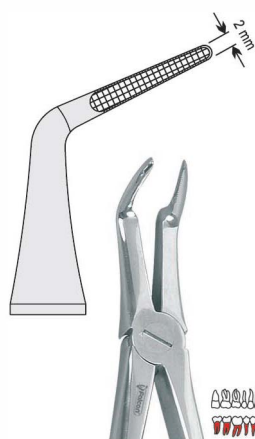


Fig. 46L

Standard / Standardowe DE.750.463

Finger-Form / Anatomiczne DE.800.463

Lower roots long tips  
do korzeni dolnych długie




Fig. 51

Standard / Standardowe DE.750.510

Finger-Form / Anatomiczne DE.800.510

Upper roots  
do korzeni górnych




Fig. 51A

Standard / Standardowe DE.750.511

Finger-Form / Anatomiczne DE.800.511

Upper roots narrow tips  
do korzeni górnych wąskie

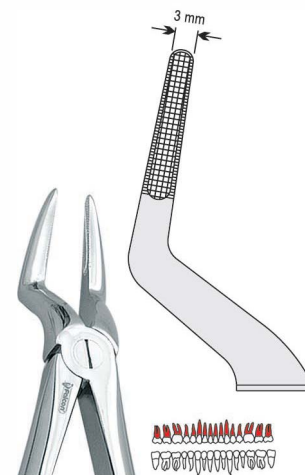


Fig. 51M

Standard / Standardowe DE.750.515

Finger-Form / Anatomiczne DE.800.515

Upper roots long tips  
do korzeni górnych długie

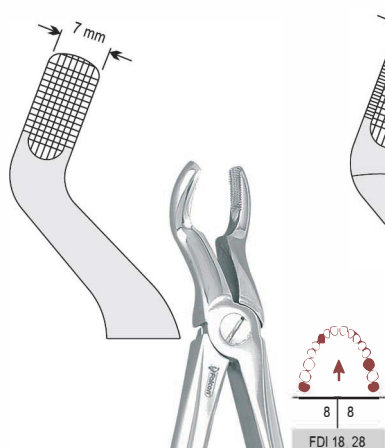


Fig. 67

Standard / Standardowe DE.750.670

Finger-Form / Anatomiczne DE.800.670

Upper third molars  
do zębów mądrości górnych

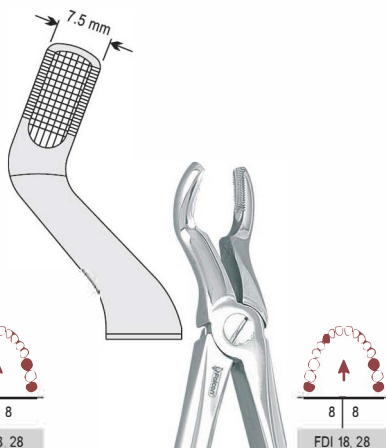


Fig. 67A

Standard / Standardowe DE.750.671

Finger-Form / Anatomiczne DE.800.671

Upper third molars  
do zębów mądrości górnych



Fig. 73

Standard / Standardowe DE.750.730

Finger-Form / Anatomiczne DE.800.730

Lower molars  
do zębów trzonowych dolnych



Fig. 74

Standard / Standardowe DE.750.740

Finger-Form / Anatomiczne DE.800.740

Lower roots  
do korzeni dolnych



Fig. 74N

Standard / Standardowe DE.750.743

Finger-Form / Anatomiczne DE.800.743

Lower roots  
do korzeni dolnych

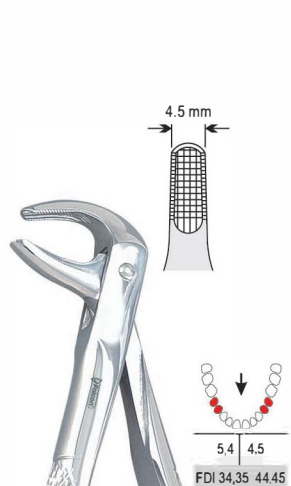


Fig. 75

Standard / Standardowe DE.750.750

Finger-Form / Anatomiczne DE.800.750

Lower premolars/bicuspsids  
do zębów przedtrzonowych dolnych

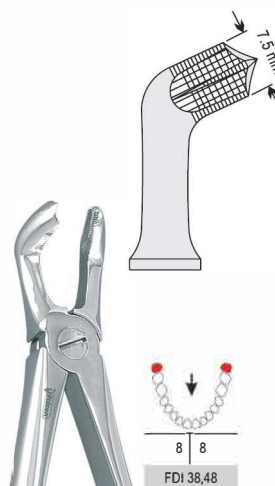


Fig. 79

Standard / Standardowe DE.750.790

Finger-Form / Anatomiczne DE.800.790

Lower third molars  
do zębów mądrości dolnych



Fig. 86A

Standard / Standardowe DE.750.861

Finger-Form / Anatomiczne DE.800.861

Lower molars  
do zębów trzonowych dolnych

**Extraction forceps European pattern / Kleszcze ekstrakcyjne mod. Europejski (Berteny)**

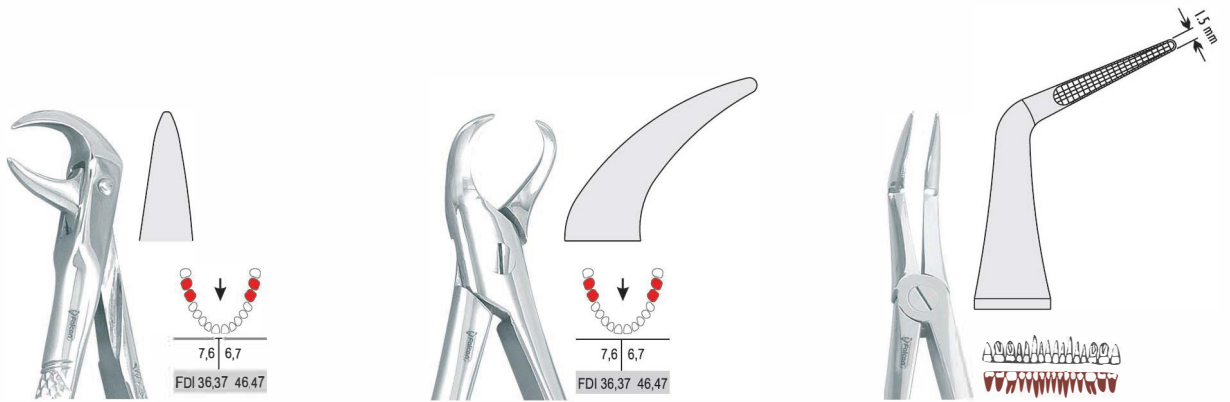


Fig. 86C

Fig. 87

Fig. 145

Standard / Standardowe DE.750.863

DE.750.870

DE.751.450

Finger-Form / Anatomiczne DE.800.863

DE.800.870

DE.801.450

Lower molars  
do zębów trzonowych dolnych

Lower molars  
do zębów trzonowych dolnych

Lower roots long tips  
do korzeni dolnych długie

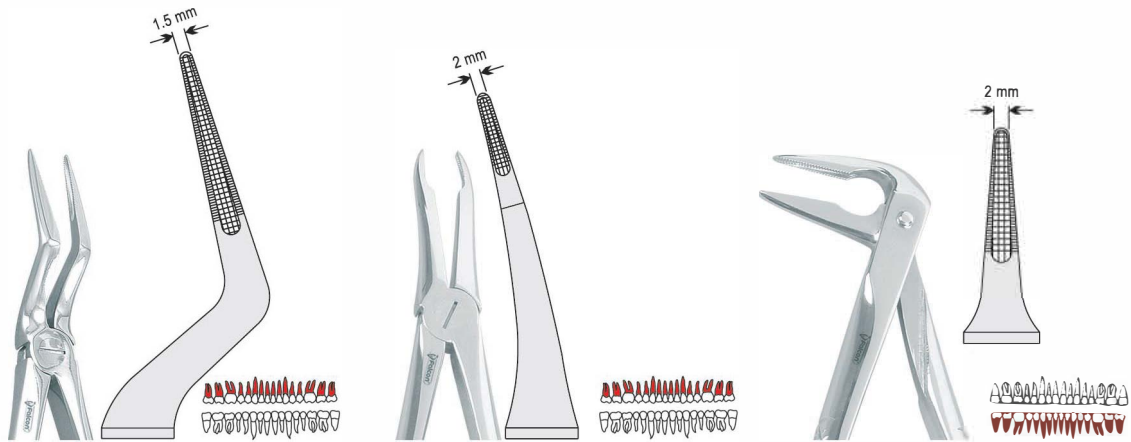


Fig. 151 1/2

Fig. 349

Fig. 359

Standard / Standardowe DE.751.510

DE.753.490

DE.753.590

Finger-Form / Anatomiczne DE.801.510

DE.803.490

DE.803.590

Upper roots long tips  
do korzeni górnych długie

Upper roots  
do korzeni górnych

Lower roots s long tips  
do korzeni dolnych długie

**Extraction forceps Meissner pattern / Kleszcze ekstrakcyjne mod. Meissner**


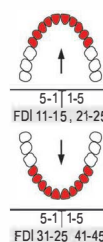
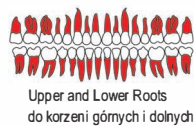


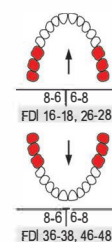
Fig. 1  
DE.875.010  
Meissner

Fig. 2  
DE.875.020  
Meissner

Fig. 3  
DE.875.030  
Meissner



Upper and Lower Centrals, Anteriors and Bicuspids  
do zębów przednich i przedtrzonowych górnych oraz dolnych



Upper and Lower Molars  
do zębów trzonowych górnych oraz dolnych






# DIAMOND GRIP



Extraction forceps  
Kleszcze ekstrakcyjne



Autoclavable  
Możliwość sterylizacji w autoklawie



## 770 SERIES




Fig. 1

**DE.770.010**

Upper Centrals and Canines/Cuspids  
do zębów przednich górnych szerokie

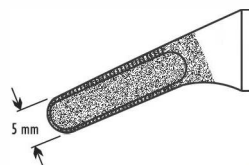
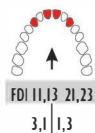


Fig. 7

**DE.770.070**

Upper Premolars/Bicuspids  
do zębów przedtrzonowych górnych



Fig. 13

**DE.770.130**

Lower Premolars/Bicuspids  
do zębów przedtrzonowych dolnych

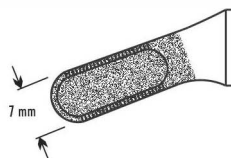
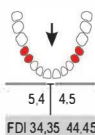
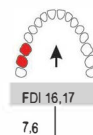


Fig. 17

**DE.770.170**

Upper Molars, Right  
do zębów trzonowych górnych prawych


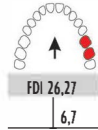




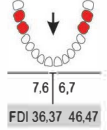
**770 SERIES**



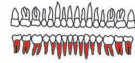
**Fig. 18**  
**DE.770.180**  
Upper Molars, Left  
do zębów trzonowych górnych lewych



**Fig. 22**  
**DE.770.220**  
Lower Molars  
do zębów trzonowych dolnych




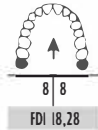
**Fig. 33A**  
**DE.770.331**  
Lower roots narrow tips  
do korzeni dolnych wąskie



**Fig. 51A**  
**DE.770.511**  
Upper roots narrow tips  
do korzeni górnych wąskie



**Fig. 67A**  
**DE.770.671**  
Upper third molars  
do zębów mądrości górnych



**Fig. 79**  
**DE.770.790**  
Lower third molars  
do zębów mądrości dolnych



**DE.770.000**  
Set of 10 pieces / Zestaw 10 szt.

- DE.770.010 Fig. 1
- DE.770.070 Fig. 7
- DE.770.130 Fig. 13
- DE.770.170 Fig. 17
- DE.770.180 Fig. 18
- DE.770.220 Fig. 22
- DE.770.331 Fig. 33A
- DE.770.511 Fig. 51A
- DE.770.671 Fig. 67A
- DE.770.790 Fig. 79



# POWER - GRIP

## EXTRACTION FORCEPS

### KLESZCZE EKSTRAKCYJNE

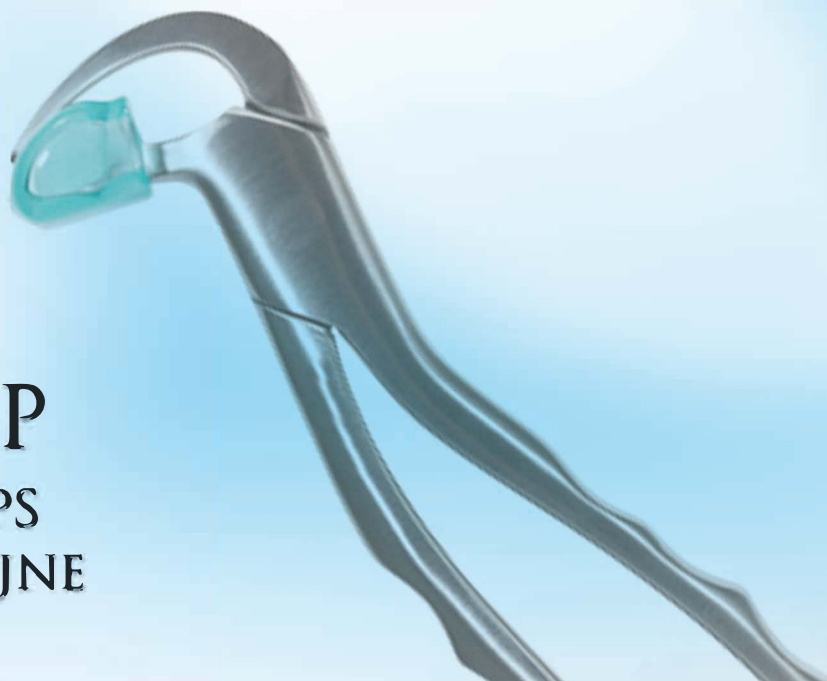


Fig. 1

DE.877.010

Upper Anteriors / Teeth #6-11



Fig. 2

DE.877.020

Upper Left / Teeth #12-15



Fig. 3

DE.877.030

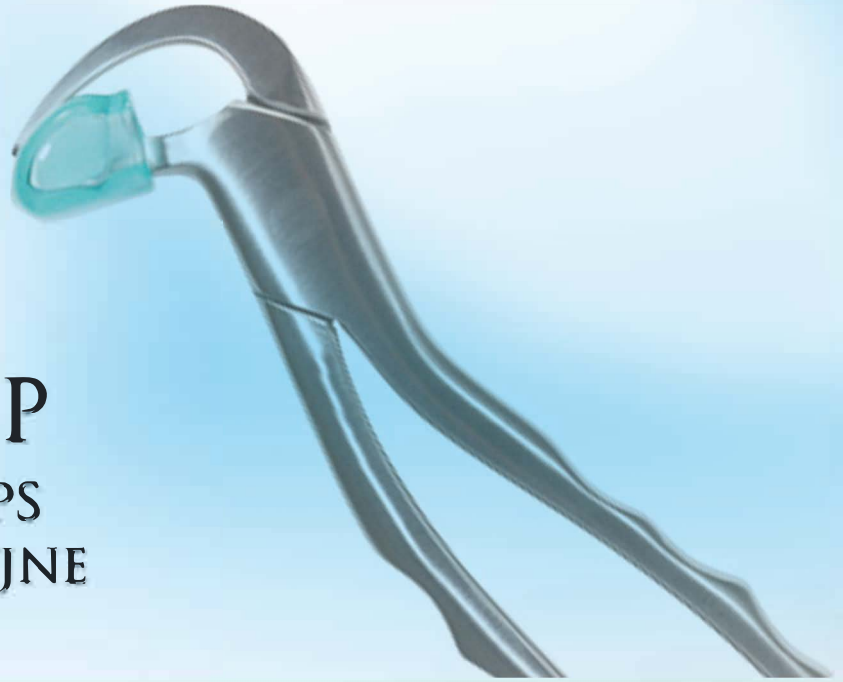
Upper Right / Teeth #2-5



Fig. 4

DE.877.040

Lower Universal / Teeth #18-31



# POWER - GRIP

## EXTRACTION FORCEPS

### KLESZCZE EKSTRAKCYJNE



**Fig. 1**  
DE.878.010  
Upper Anteriors / Teeth #6-11



**Fig. 2**  
DE.878.020  
Upper Left / Teeth #12-15



**Fig. 3**  
DE.878.030  
Upper Right / Teeth #2-5



**Fig. 4**  
DE.878.040  
Lower Universal / Teeth #18-31

Spare silicone pads / Nakładki silikonowe



DE.878.100  
Pack of 10 pieces / Opak. 10 szt



**Extraction forceps Routurier pattern**  
**Kleszcze ekstrakcyjne mod. Routurier**



Fig. 122L  
DE.881.225  
Lower Molars, Left  
do zębów trzonowych  
dolnych lewych



Fig. 122R  
DE.881.227  
Lower Molars, Right  
do zębów trzonowych  
dolnych prawych

**Extraction tweezers**  
**Pensety ekstrakcyjne**



Fig. 1  
DE.975.010  
Albrecht

Fig. 2  
DE.975.020  
Albrecht

**Extraction forceps Witzel pattern**  
**Kleszcze ekstrakcyjne mod. Witzel**



Fig. 1  
DE.898.010  
Upper Roots  
do korzeni  
górných



Fig. 2  
DE.898.020  
Lower Roots  
do korzeni  
dolnych

**Extraction forceps**  
**Kleszcze ekstrakcyjne**



Fig. 1  
DE.900.010

Fig. 2  
DE.900.020





**Stieglitz splinter forceps**  
**Kleszczyki Stieglitz do usuwania odłamków korzeni**



**Air syringe**  
**Strzykawka powietrzna**



**Water syringe**  
**Strzykawka wodna**



**Elevators root tips**  
**Dźwignie do korzeni**

